



trailing socket BASICS



POWER

provides power where you need it most

FEATURES

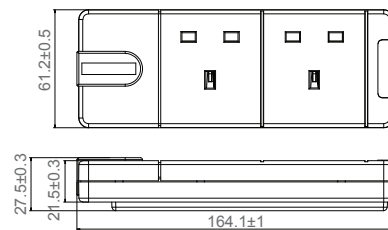
- White moulded trailing socket
- Plug two items safely into one socket
- Manufactured from high quality ABS material
- Rewireable
- Power indicator
- Manufactured to BS1363-2



PRODUCT IMAGES



LINE DIAGRAMS



PRODUCT INFORMATION

Part Number	TN
Product Dimensions	Height 28mm x Width 164 x Depth 61mm
Sockets	2

TECHNICAL SPECIFICATIONS

Standard(s)	This product is certified to applicable British safety standards BS1363-2
Wall Mounting Option	No
Maximum Load (Wattage)	13A : 3120 Watts, 240 Volts



IF IN DOUBT CONSULT A QUALIFIED ELECTRICIAN

SAFETY WARNING

Please read carefully and use in accordance with our safety instructions below:
The total maximum load must not exceed 13 amps/3120 watts.
Ensure that the plug fitted is to BS1363/A and fitted with a 13 amp fuse.

WIRING INSTRUCTIONS


Use only 1.25mm or 1.5mm sq. 3 core flexible cable.
Prepare cable as shown in **Figure 2**.
Ensure unit is totally disconnected from mains.
Remove terminal cover and cord grip by undoing the screws.
Connect the correct coloured wire to the appropriate terminal as shown in **Figure 1** and ensure that the terminal screws are tightened securely.
Ensure that the cable sheath is securely clamped using the cord grip as shown in **Figure 1**.

Replace terminal cover making sure of correct fit and tighten screws securely.

For Your Safety

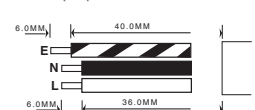
Wiring should be in accordance with these diagrams.

Figure 1
Wiring arrangement



DO NOT CUT THE EARTH WIRE SHORT

Figure 2
Cable preparation



E - Green/Yellow
N - Blue
L - Brown