



weatherproof garden spike



OUTDOOR

POWER

designed with outdoor activities in mind, this range provides safe power solutions for garden and light DIY use

FEATURES

- Ideal for creating a safe convenient temporary outdoor power supply
- Two dust and splash-proof (IP54 rated) sockets for connecting equipment
- 10 Amps
- Tapered 'spike' to fix into the ground

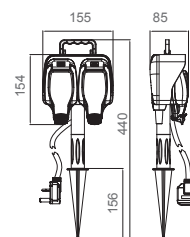


PRODUCT IMAGES



IPGSx10/2

LINE DIAGRAMS



PRODUCT INFORMATION

Part Number	IPGSx10/2
Part Number Note	x = length of cable in metres
Product Dimensions	Height 440mm x Width 155mm x Depth 85mm
Sockets	2x IP rated weatherproof sockets

TECHNICAL SPECIFICATIONS

Standard(s)	This product is certified to applicable British safety standards BS 5733	
Maximum Load (Wattage)	10A: 2400 Watts, 240 Volts	
IP Rating	IP54	

IF IN DOUBT CONSULT A QUALIFIED ELECTRICIAN

SAFETY WARNING

PLEASE READ CAREFULLY AND USE IN ACCORDANCE WITH OUR SAFETY INSTRUCTIONS BELOW

- ✓ **DO** Uncoil the flex fully before use
- ✓ **DO** Position the cable carefully to avoid accidents
- ✓ **DO** Occasionally inspect the flex insulation for damage
- ✓ **DO** Check outlet before use for signs of water ingress
- ✗ **DON'T** Use insulating tape for repairs to damaged flex
- ✗ **DON'T** Attempt to repair damaged plugs or trailing outlet: replace them
- ✗ **DON'T** Allow heavy tools to hang unsupported on the flex or from the outlet
- ✗ **DON'T** Remove the 10 amp plug and wire directly to a mains supply
- ✗ **DON'T** Force the spike into firm ground, damage may result
- ✗ **DON'T** Leave the unit unattended when risk of exposure to moisture

Masterplug Help Line
03300 249 279

Supplied by
Luceco PLC
Stafford Park 1 Telford TF3 3BD ENGLAND

Visit our website at
www.masterplug.com

USER INSTRUCTIONS

1. Before use please read carefully and use in accordance with our safety and user instructions below.
2. Select the location for the outlet, and push the stake firmly into the ground. Position the cable carefully to avoid any accidents.(Fig.1)
3. To open cover, press inner depression on catch to release, and lift.
4. Insert the plug for your appliance.
5. To close cover, press outer depression on catch to lock, ensuring cable is centred on seal. (Fig.2)
6. Turn the power on at the mains supply.
7. Do not exceed the maximum allowable load 2400 Watts, 220V-240 Volts ac.

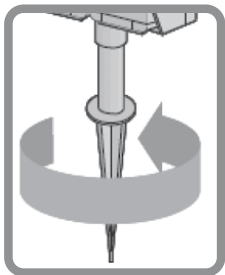


Fig1.

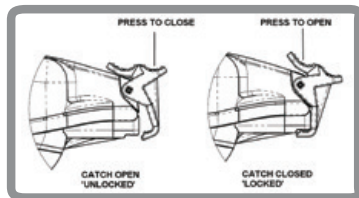


Fig2.

Note

1. The product is IP54 rated in use, which means that when the front cover is securely closed, the sealed construction provides against the ingress of both water & dust. Always check connected plug and outlet for signs of water before use. If water is present, dry thoroughly first.
2. This product is suitable for temporary outdoor use only. DO NOT leave unattended outside when risk of exposure to moisture.
3. When not in use, DO NOT leave unit outdoors for excess periods of time. The unit MUST be stored indoors.
4. Clean only with a damp cloth using a mild solution of detergent & warm water. DO NOT USE solvent based cleaners as these may cause damage to the seal.

ENVIRONMENTAL PROTECTION

This symbol is known as the 'Crossed-out Wheelie Bin Symbol'. When this symbol is marked on a product or battery. It means that it should not be disposed of with your general household waste. Some chemicals contained within electrical/electronic products or batteries can be harmful to health and the environment. Only dispose of electrical/electronic/battery items in separate collection schemes, which cater for the recovery and recycling of materials contained within. Your co-operation is vital to ensure the success of these schemes and for the protection of the environment.

